



# The Discovery of Auriculotherapy



Dr. Paul Nogier

Dr. Paul Nogier (1908-1996) was a physician from Lyon, France. His father was a professor at the medical school in Lyon and was one of the pioneers in radiology. At the age of 18 Paul Nogier entered medical school. Dr. Nogier graduated with a doctorate in 1939 on the eve of the Second World War. Before Dr. Nogier begin his practice in Lyon he attended many seminars on topics such as acupuncture, chiropractic and homeopathy

# Logo of Lyon, France



It was his love of learning that aided Dr. Nogier in solving the ear's 2500-year-old secret. In 1951 Dr. Nogier treated two patients in his clinic within a few weeks of each other. These two patients had something particular in common; they both had a small scar marking in the upper part of their ear, known as the anti-helix.

# Dr. Paul Nogier's First Auricular Point



Copyright 2013 by Nader Soliman,  
MD. Reprinted by permission

If only one patient entered Dr. Nogier's clinic with this small scar in their ear it might have gone unnoticed. Dr. Nogier questioned his two patients about their scars. Both patients reported that they suffered from sciatic pain.

# Limitations of Western Medicine



Both patients had initially sought out and received conventional Western medicine and pharmacological therapy for their pain. When these treatments failed to yield any relief, they sought the help of a local practitioner in Marseille, France that succeeded in relieving their pain.



## Madam Barrin

Intrigued by what his patients told him Dr. Nogier asked his patients who this person was. He was very interest by this procedure and results his patients achieved. Dr. Nogier wanted to meet with them to find out more about this amazing treatment. Both patients told Dr. Nogier that they received their treatment from a practitioner named Madame Berrin from Marseille, France.

# Nogier Goes to Marseille



Dr. Nogier set out from Lyon to Marseille (200 miles south of Lyon) to meet Madame Berrin. After meeting with Madame Berrin and learning her technique of cauterization of the upper portion of the anti-tragus, Dr. Nogier returned to his clinic in Lyon.

# Paul Nogier at Work



Paul Nogier, M.D. Treating a patient

It wasn't long before Dr. Nogier had the opportunity to treat his first patient in his clinic with sciatic pain using Madame Berrin's technique. To his amazement the patient's pain dissipated in just a few moments. Excited about the possibility of this new treatment, Dr. Nogier knew he had to treat more patients to verify this was not a placebo effect.

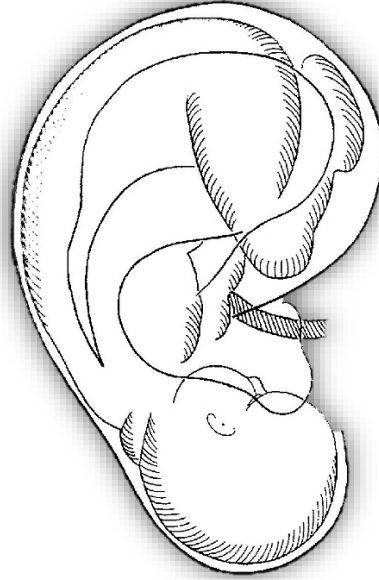
# Why Only For sciatica Pain?



Dr. Nogier was able to help most of his patients with sciatic pain. Usually within minutes to a few hours. To his dissatisfaction he was only able to relieve patients' who suffered from sciatica with this point. He tried using this point on other conditions such as shoulder pain, neck pain, elbow pain and knee pain with no success. It was these failures that got Dr. Nogier thinking why does this point only treat this one condition?



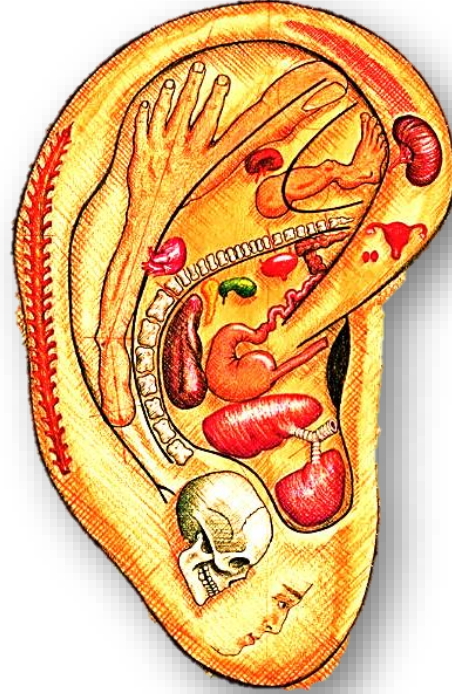
# Dr. Paul Nogier's Invention The Inverted Fetus



The Little Man In the Ear

Being a student of multi-disciplines such as acupuncture and chiropractic Dr. Nogier knew that sciatic pain originated from the L5 S1 lumbar region. It was from this observation that Dr. Nogier hypothesized that part of the ear might be a reflex point of the lower back. It was from this thought that led Dr. Nogier to his breakthrough, what is now known as the inverted fetus in the ear, also called the little man in the ear

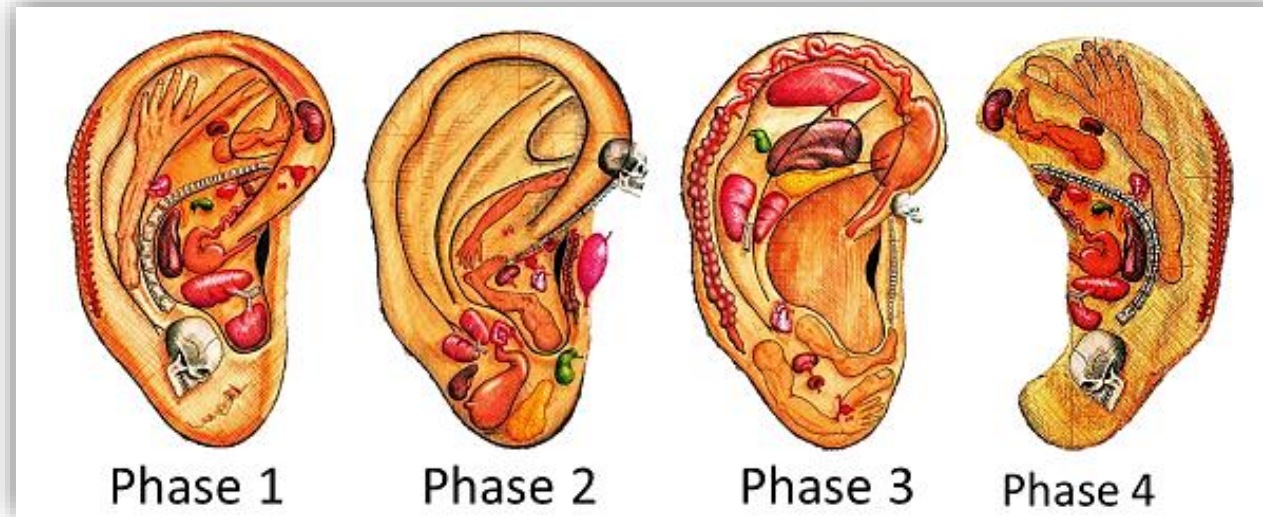
# The Little Man In The Ear



Copyright 2013 by Nader Soliman, MD. Reprinted by permission

From that one point to treat sciatica, Dr. Nogier was able to map the entire body on the surface of the outer on his original invention inverted fetus in the ear to create two medical specialties Auriculotherapy and Auriculomedicine.

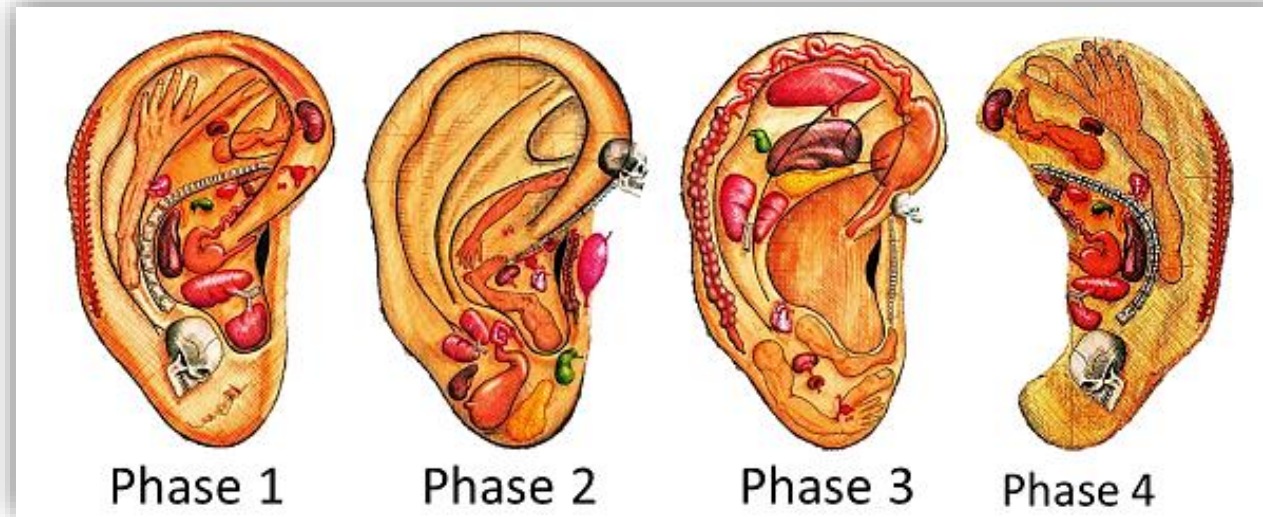
# Auriculotherapy Expanded



Copyright 2013 by Nader Soliman, MD. Reprinted by permission

Nogier observed inconsistent results in some of his patients. Those patients with acute condition responded appropriately to auricular treatments. While his patients who were suffering from chronic illnesses only slightly or failed to respond to his auricular treatments. Nogier's break through came in 1956 with his discovery of what he named the vascular autonomic signal (known as the VAS). This insight allowed him to understand in depth his patient's pathological kinetics.

# Auriculotherapy Expanded



Copyright 2013 by Nader Soliman, MD. Reprinted by permission

The VAS give Nogier clear evidence on where lay his patients stage of disease, is it acute, chronic or degenerate. With this knowledge Nogier expanded his one project on the ear to include a total of 4 projection with this new information. The nomenclature of the phases are as follow, 1, acute, 2, degenerate, 3, chronic, and fourth known as the posterior ear is motor muscular projection

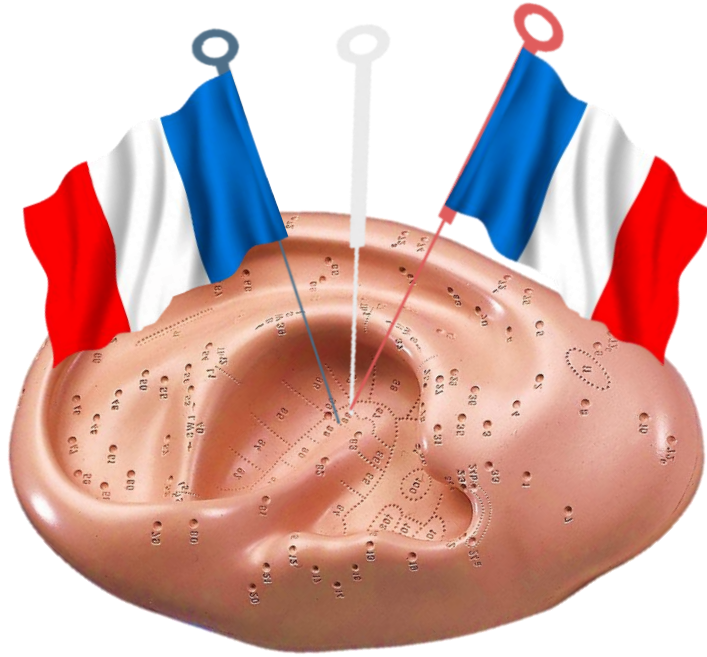
# The First Publication of Auriculotherapy



Five years later in 1956, after his first observation of the scar in the ear, Dr. Nogier published his first article on his discovery. It was in an acupuncture journal that Dr. Nogier introduced the world to his first map of the ear. His article was later translated into German in a respected acupuncture journal (DZA) that was circulated worldwide.

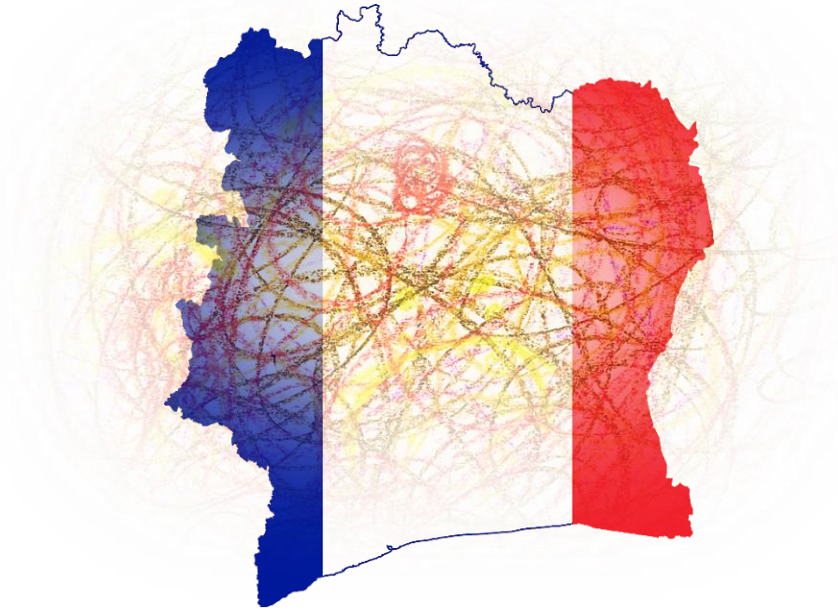


# New Medical Specialty



This article caught the attention of the Chinese acupuncturists and in the years to follow China incorporated Dr. Nogier's discovery into their schools based on his work of ear. At the age of 51 Dr. Nogier went from an unknown physician in Lyon, France, to worldwide acclaim for his discovery of this new medical specialty he coined as auriculotherapy (also known as auricular therapy).

# Why the Confusion?



Over time there were some confusion on who discovered auriculotherapy. Part of this confusion stems from Dr. Nogier's replacing the barbaric technique of scarring the ear, to using an acupuncture needle in achieving the same effect..”

# Credit For Auriculotherapy



In a 1959 article published in the Chinese **periotic** Medical Journal Ta-Chung-I-hsueh (translates “Popular Medicine”) the Chinese government officially credited Dr. Paul Nogier on his discovery of the new auricular system of acupuncture and recognized him as the “Father of Auricular Acupuncture.”



# Nogier's Auriculotherapy Timeline



1951 Paul Nogier treats two patients in a short period of time. Both patients had the same small scar on their ears. His patients report the scar is from a treatment to heal sciatica.



Later that same year Dr. Nogier travels to Marseille to meet with the practitioner (Madame Berrin) that treated these patients on the ear to relive their back pain.



In that same year Nogier learns the scarring technique and uses it successfully in his clinic. Nogier tries to use the same technique to treat other medical conditions with no success.

# Auriculotherapy Timeline Continued



In 1953, while he was studying manipulation techniques of the lumbo-sacral spine, Nogier discovered a cauterized part of the antihelix could perhaps correspond to the lumbar-sacral region of the body. After discovering that the antihelix represented the entire spine, Nogier systematically maps out and identification the human body on the surface of the ear.



In February of 1956 Dr. Niboyet, a leading authority in acupuncture, invited Nogier to present his discovery at the Societe Mediterraneenne d'Acupuncture in Marseille. In September of 1956 Nogier was invited by Dr. Gerhard Bachmann, president of the German Association of Acupuncture, to give a similar speech in Wiesbaden.

# Auriculotherapy Timeline Continued



A few months later in 1956, the journal *Deutsche Zeitschrift für Akupunktur* (DZA) published 6 years of Dr. Nogier's research in three different issues. The first detailed maps of the ear were officially born.



China was the first country to translate those articles and to validate Dr. Nogier's new discovery. In December of 1958, the *Shanghai Journal of Chinese Pharmaceuticals and Medicine*, published a summary of Nogier's three articles entitled "Introduction to ear acupuncture therapy."

# Auriculotherapy Timeline Continued



In 1959 Dr. Xu Zuo-Lin of Beijing performed clinical trials on 255 patients using Nogier's auricular maps. Xu introduced a few new points which were linked to TCM. One of them was shenmen (the point of vitality) which became universally popular among acupuncturists. Shenmen is present on several Western auricular maps.



At the age of 51 Dr. Paul Nogier went from an unknown physician in Lyon, France, to worldwide acclaim for his discovery of this new medical specialty. He coined the term auriculotherapy for his new discovery. It is also known as auricular therapy.